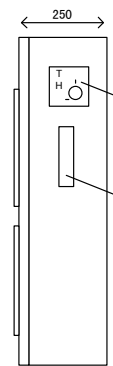
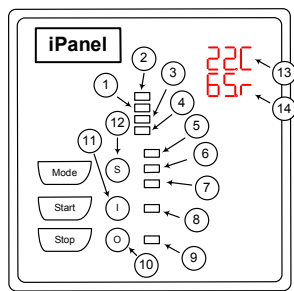


FRONT ELEVATION  
IP55 ENCLOSURE



SIDE ELEVATION

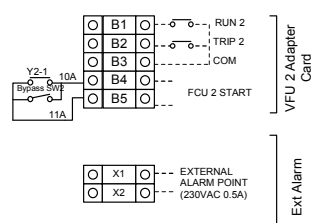
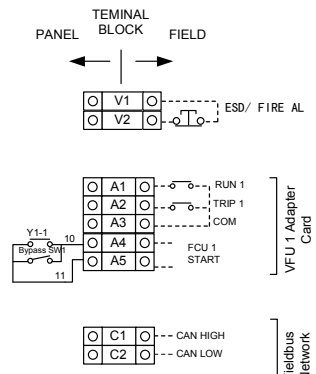
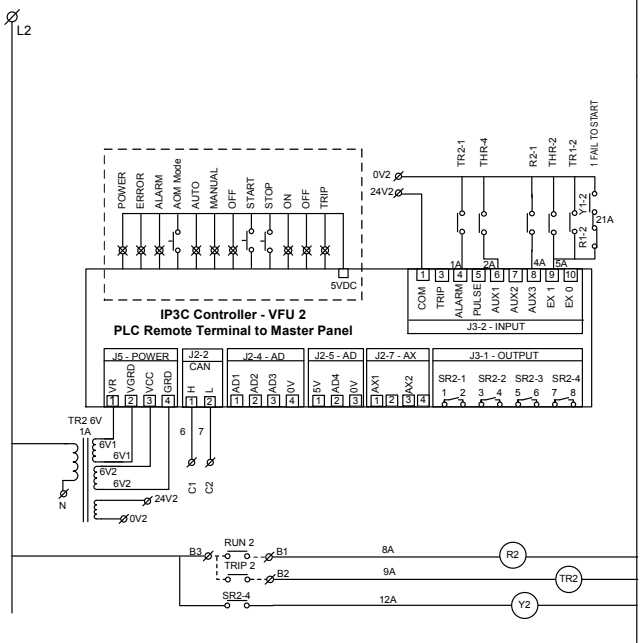
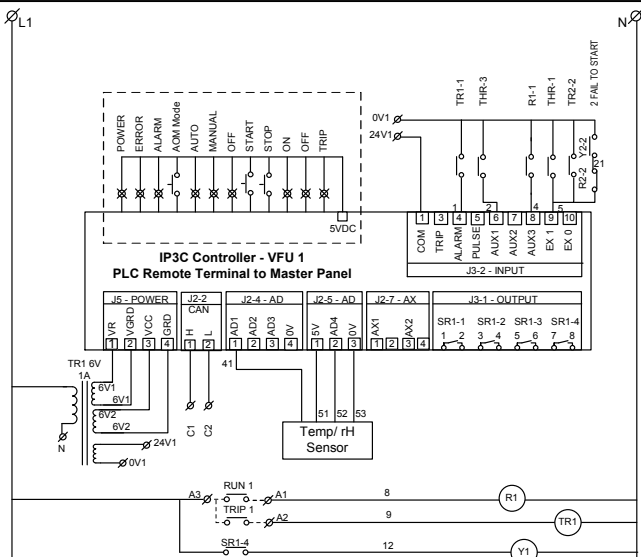
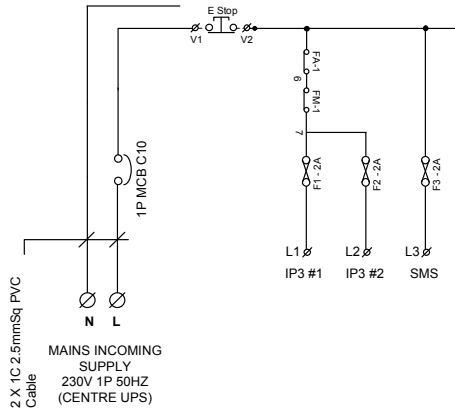


**LEGEND**

Indicator	
1	Error
2	Power
3	Trip
4	Alarm
5	Auto
6	Manual
7	Off
8	Run
9	Stop

Switches	
10	Stop
11	Start
12	Selector

LED Display	
13	C (Temp)
14	r (R.Humidity)



REV.	DESCRIPTION	CHECK BY	DATE
1			

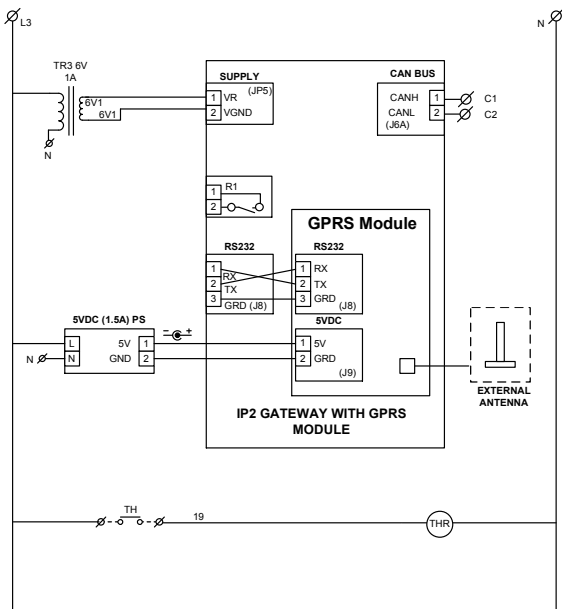
- Features**
- High Temperature Thermostat, Temperature and Relative Humidity Sensors for monitoring of environmental condition
  - Duty-Standby Configuration With 12 Hour Change Over
  - Automatic Cut-In of Standby Unit in event of Duty Trip, Duty Fail To Start or High Temperature Status
  - General Alarm Lamp and External Alarm Point (230VAC 0.5A)

DRAWING TITLE  
AIR CONDITIONING & MECHANICAL VENTILATION SYSTEM - LOCAL CONTROL PANEL FOR SERVER ROOM WITH SMS PAGING

SCALE: NTS DRAWN BY: WML

DATE: 1<sup>st</sup> Feb 2012 CHECKED BY: WML

DRAWING NUMBER  
IP-SVR-SMS

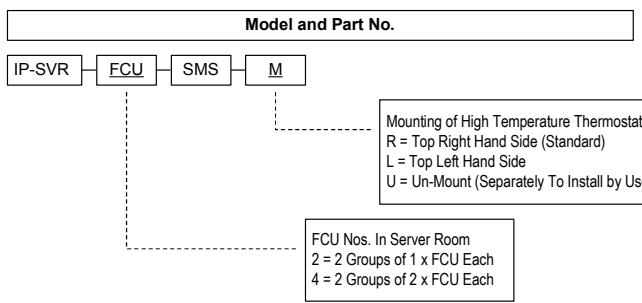
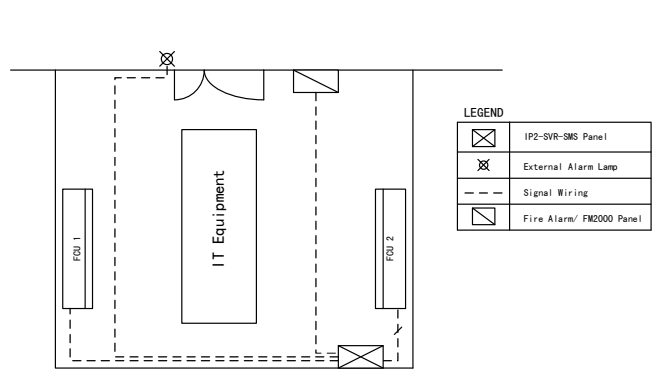


Description	Digital Input							Digital Output		Analog Input			
	Power Available	Run Status	Trip Status	Alarm Status	High Temperature	Tank High	Tank Low	Run Hour Totalization	Control Command	Weekly Timer	Temperature	Relative Humidity	Ampere
CSR Room					x						x	x	
FCU 1	x	x		x				x	x				
FCU 2	x	x		x				x	x				

Specifications	Remarks
Enclosure/ Size/ Weight	IP55 Enclosure/ 600 x 500 x 250 mm/ About 10 KG
Electrical Protection	MCB and Fuse Protection
Sensors/ Display	<ul style="list-style-type: none"> <li>❖ High Temperature Thermostat</li> <li>❖ Temperature Sensor (+/- 1°C) / Relative Humidity Sensor (+/- 1%)</li> <li>❖ 2 Lines of 3 x &amp; Segment LED Display for Temperature &amp; Humidity Display</li> </ul>
Types of FCU Supported	Suitable for All makes/ models of Aircon FCU/ PAHU
24-Hours Aircon Control	<ul style="list-style-type: none"> <li>❖ 12 Hours Duty-Standby Operation</li> <li>❖ Automatic Start of Standby Unit in event of High Temperature/ Duty Trip/ Duty Fail to Start</li> </ul>
I/O Points	Opto-Isolated
Fail-Safe	Manual Bypass Switches for On/Off Aircon Units
Network	Fieldbus Network to Central PC (Optional)
SMS Module	GPRS Module
SMS Functions	<ul style="list-style-type: none"> <li>❖ Setup by SMS. Up to 5 mobile numbers</li> <li>❖ Automatic SMS Alerts in event of Server Room i) High Temperature, ii) High Humidity, iii) FCU Alarms status</li> <li>❖ Remote Inquiry of Alarm Status by SMS (CLI authentication)</li> </ul>

REV.	DESCRIPTION	CHECK BY	DATE
1			

**Installation of IP-SVR-SMS Panel**



DRAWING TITLE  
 AIR CONDITIONING & MECHANICAL VENTILATION SYSTEM - LOCAL CONTROL PANEL FOR SERVER ROOM WITH SMS PAGING

SCALE: NTS      DRAWN BY: WML

DATE: 1<sup>st</sup> Feb 2012      CHECKED BY: WML

DRAWING NUMBER  
 IP-SVR-SMS